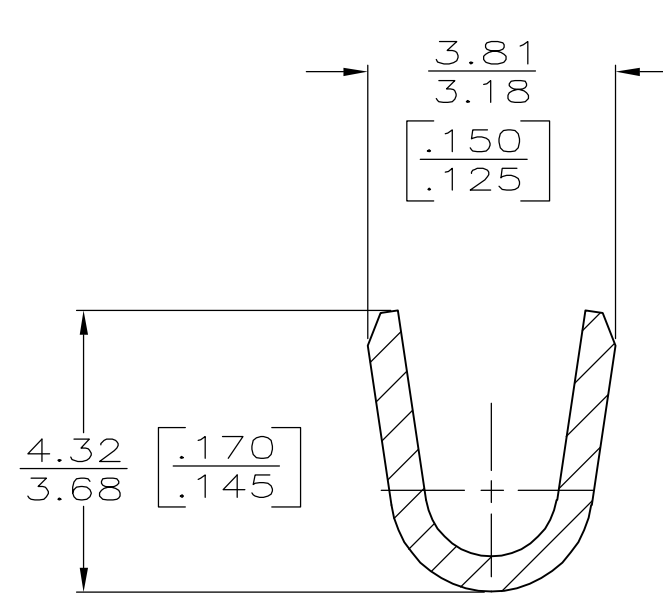
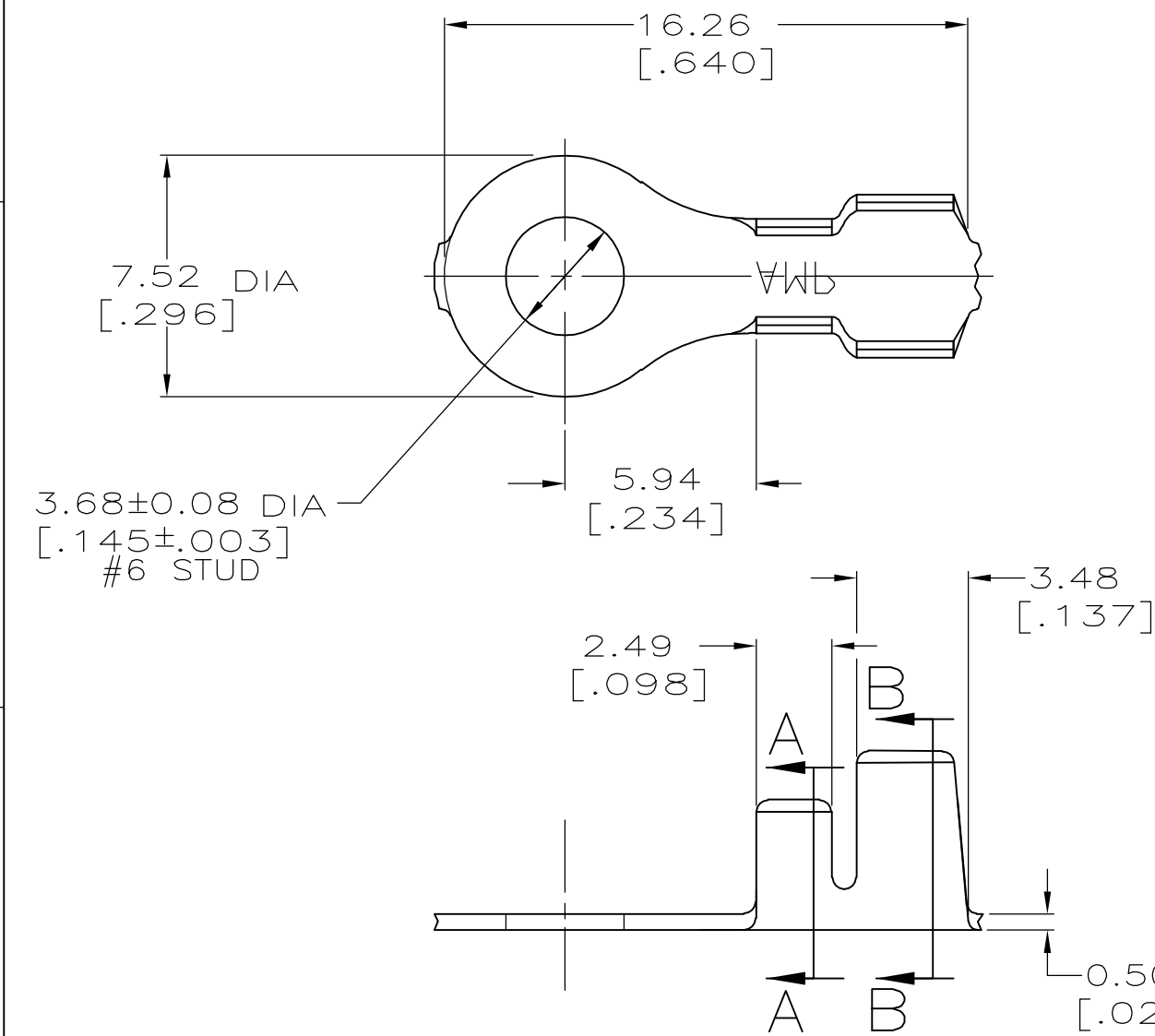
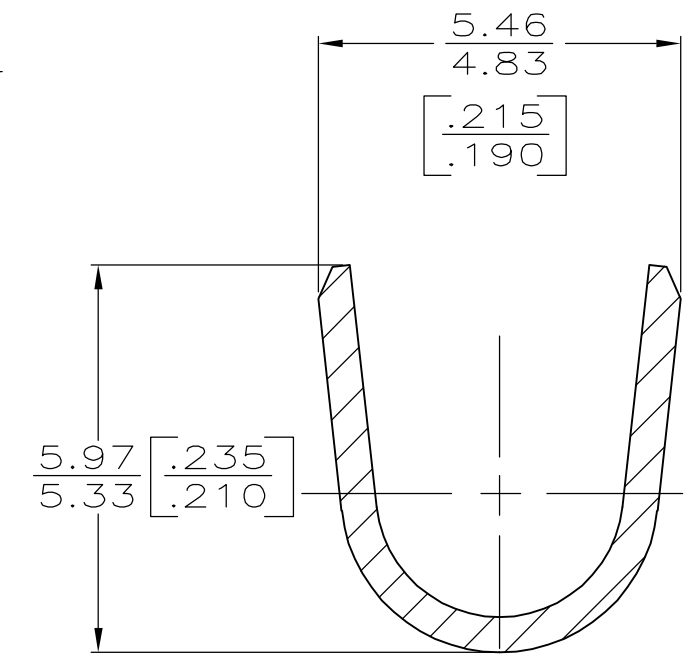


LOC	DIST	REVISIONS					
AF	50	P	LTR	DESCRIPTION	DATE	DWN	APVD
		N		REVISED PER ECR-07-002125	01FEB07	HMR	DD

1 CONTINUOUS STRIP ON REEL.
 2 PRELIMINARY - NOT FOR PRODUCTION.



SECTION A-A
SCALE 10:1



SECTION B-B
SCALE 10:1

	3.05-4.32 DIA [.120-.170]	0.8-2.0mm [18-14] AWG	2	41330-1
0.002032 [.000080] MIN TIN PL PER 12-16-3	3.05-4.32 DIA [.120-.170]	0.8-2.0mm [18-14] AWG		41330
FINISH	INSULATION RANGE	WIRE RANGE	PART NO	
THIS DRAWING IS A CONTROLLED DOCUMENT.		DWN P FORTNEY 7/22/91 CHK MS FEHER 8/8/91 APVD G YETTER 8/12/91 PRODUCT SPEC APPLICATION SPEC WEIGHT - CUSTOMER DRAWING		
DIMENSIONS: mm [INCHES]		TOLERANCES UNLESS OTHERWISE SPECIFIED: 0 PLC ± - 1 PLC ± - 2 PLC ± 0.25 [.010] 3 PLC ± - 4 PLC ± - ANGLES ± -		
MATERIAL 082 BRASS FINISH SEE TABLE		Tyco Electronics Corporation Harrisburg, Pa 17105-3608 NAME RING SIZE A3 CAGE CODE 00779 DRAWING NO C-41330 RESTRICTED TO - SCALE 5:1 SHEET 1 OF 1 REV N		

F OR O	4.57 [.180]	4.06 [.160]	F	3.05 [.120]	2.03 [.080]	2.0mm ² [14]
					1.83 [.072]	1.3mm ² [16]
					1.70 [.067]	0.8mm ² [18]
TYPE	WIDTH	STRIP LENGTH ±0.38 [±.015]	TYPE	WIDTH	±0.051 [±.002] HEIGHT	WIRE
INSUL BARREL CRIMP			WIRE BARREL CRIMP			